









Remote Learning Lesson Plan - Room 11

Thursday, 4/16/2020

* Each day: Continue reading. AR quizzes are available at home.

*Classlink houses many educational websites that you can utilize to supplement your child's studies over the next week. Check out <http://pcr28gaska.weebly.com/daily-remote-lesson-plans.html> for the daily lessons and additional learning links and password hints.

Daily Challenge		Click the link and click the "+" sign to complete the challenge of the day. Make sure to write your name in the title. https://lcsud2020.padlet.org/pujagaska/llwy15jm13gobtrr
Reading		<p>Read <i>Where Do Polar Bears Live?</i></p> <ul style="list-style-type: none"> • see PDF; read story pages 29-35 • Read aloud video: https://youtu.be/Hy6vBmA9y0 • Complete Reader's Guide in Reader's Notebook p.80-81 <p>Take <i>Where Do Polar Bears Live?</i> Quiz (Google Classroom) Tutorial- https://youtu.be/OTTv-6XrG-M</p>
Language Arts		<p>Grammar Skill - Contractions Quiz (ThinkCentral - graded) Don't forget to click "Mark as Done" once you are finished.</p> <p>Think Central Tutorial: https://www.youtube.com/watch?v=azXsp0E52vs&feature=youtu.be</p>
Brain Break (optional)		GoNoodle: https://family.gonoodle.com
Writing		<p>My 2020 Covid-19 Time Capsule</p> <ul style="list-style-type: none"> • Choose two pages to complete
Math		<p>8-3 Comparing Triangles, Pentagons, and Hexagons</p> <ul style="list-style-type: none"> • Video Lesson https://youtu.be/jJk1chzK0mA • Math Journal p.197 • Math Boxes 8-3 (Math Journal p.198) • Skills Link Practice Set 72 (p.80)
Social Studies		<p>Geography Skills Notebook #74-75</p> <ul style="list-style-type: none"> • Write answers in complete sentences.
Science		<p>Finish the video/writing activity on Mystery Science: Do Plants Eat Dirt? using Google Classroom. (Classlink → Google Apps → Google Classroom)</p> <ul style="list-style-type: none"> • Complete the End of Mystery Activity. Don't forget to click "Mark as Done" once you are finished.

